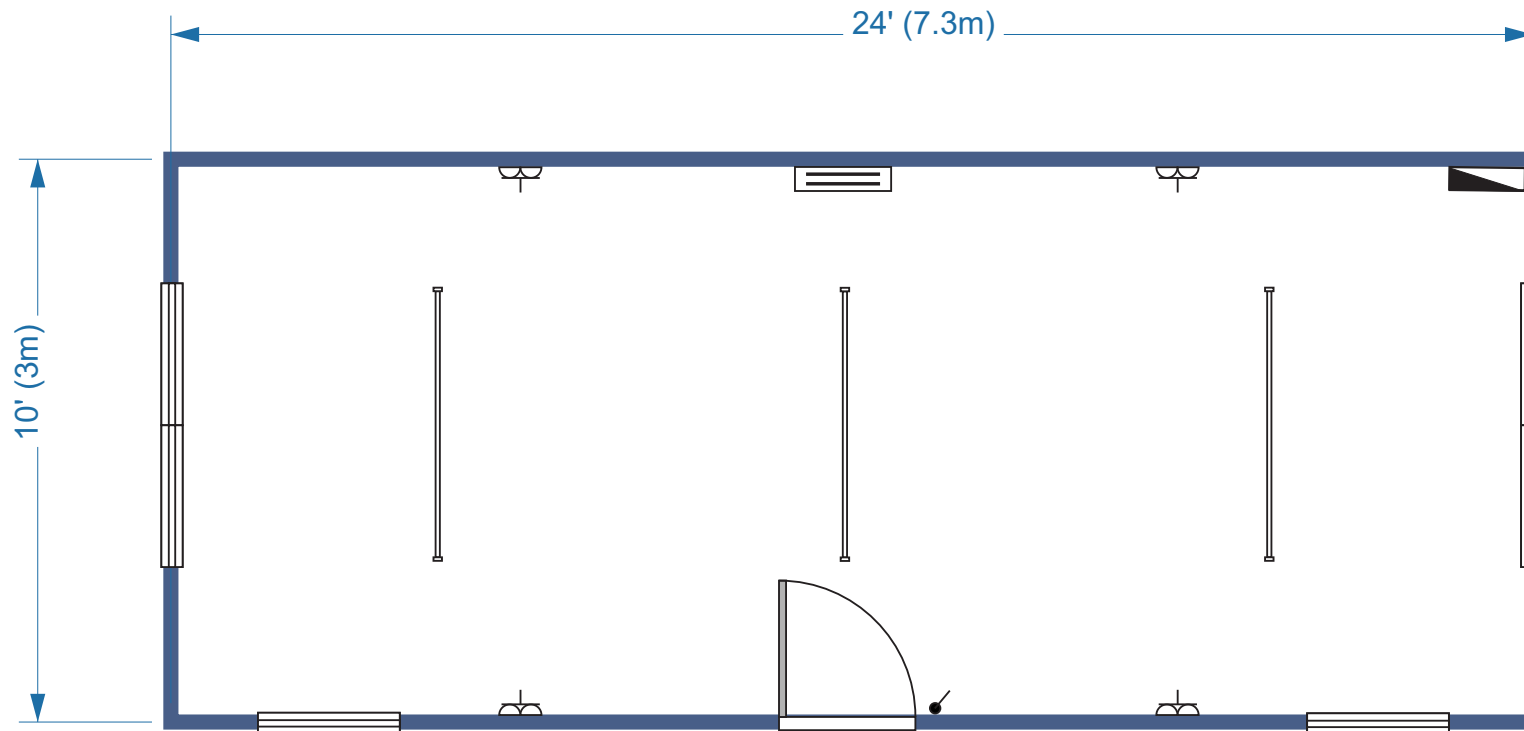



















**BRAND NEW PLASTISOL UNIT  
(24x10Psol)**

**Size**  
24' x 10' / 7.3m x 3m

**Layout:**  
**OPEN PLAN**



*Please note: Cabin not drawn to scale*

-  - DOOR
-  - WINDOW
-  - LIGHT SWITCH
-  - PULL CORD
-  - TWIN SOCKET
-  - HIGH LEVEL SOCKET
-  - STRIP LIGHT
-  - CAT 2 LIGHT
-  - BULKHEAD
-  - JACKLEG
-  - FUSE BOARD
-  - 2KW CONVECTOR HEATER
- CW** - COLD-WATCHER HEATER
- DF** - DOWN-FLOW HEATER
- EXT** - EXTRACTOR FAN
-  - SINK & HOT WATER HEATER
-  - WORKTOP
-  - TOILET
-  - HAND BASIN
-  - TOILET ROLL HOLDER

- Building finished externally in light grey with blue trims and jacklegs
- 1 external glazed inward opening door
- 4 double glazed UPVC windows
- Internal walls and ceiling are finished in white vinyl faced plasterboard
- Floor is finished in grey hard-wearing polyflor
- Full heat, light & power facilities

**LAYOUT APPROVAL**

**COSTS OR TIME DELAYS DUE TO LAYOUT CHANGES SUBSEQUENT TO LAYOUT APPROVAL WILL BE CHARGEABLE TO THE CUSTOMER. ORDER WILL NOT BE CONFIRMED UNTIL SIGNED DRAWING IS RECEIVED.**

SIGN \_\_\_\_\_



**0115 944 1100**

**conceptcabins.co.uk**

**info@conceptcabins.co.uk**