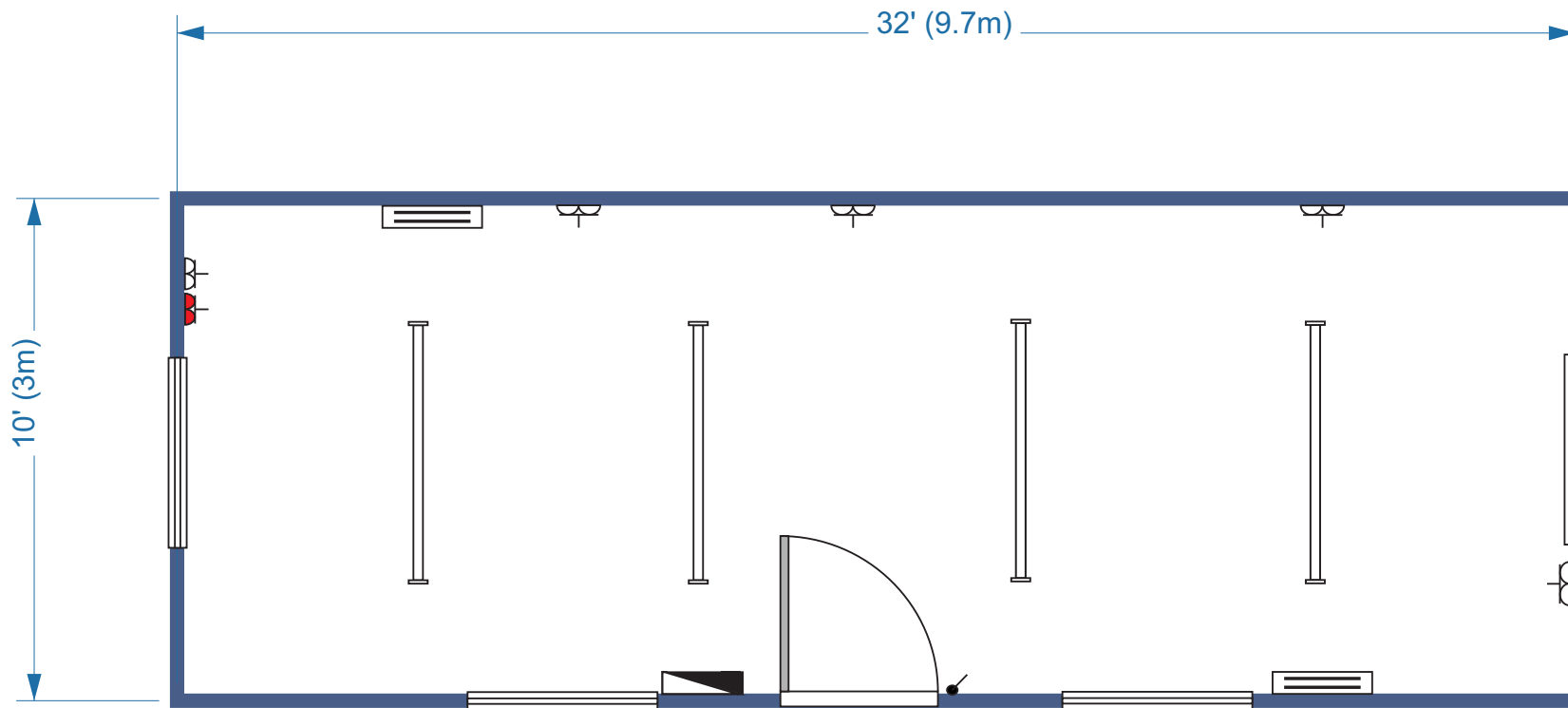




















**BRAND NEW PLASTISOL UNIT
(NEW32SM)**

Size
32' x 10' / 9.7m x 3m

Layout:
OPEN PLAN



-  - DOOR
-  - WINDOW
-  - LIGHT SWITCH
-  - PULL CORD
-  - TWIN SOCKET
-  - HIGH LEVEL SOCKET
-  - STRIP LIGHT
-  - CAT 2 LIGHT
-  - BULKHEAD
-  - JACKLEG
-  - FUSE BOARD
-  - 2KW CONVECTOR HEATER
- CW** - COLD-WATCHER HEATER
- DF** - DOWN-FLOW HEATER
- EXT** - EXTRACTOR FAN
-  - SINK & HOT WATER HEATER
-  - WORKTOP
-  - TOILET
-  - HAND BASIN
-  - TOILET ROLL HOLDER
-  - DOUBLE LEAF SHUTTERS

Please note: Cabin not drawn to scale

- Building finished externally in light grey with blue trims and jacklegs
- 1 external inward opening door
- 4 double glazed UPVC windows
- Internal walls and ceiling are finished in white vinyl faced plasterboard
- Floor is finished in natural wood effect vinyl
- Full heat, light & power facilities

LAYOUT APPROVAL

COSTS OR TIME DELAYS DUE TO LAYOUT CHANGES SUBSEQUENT TO LAYOUT APPROVAL WILL BE CHARGEABLE TO THE CUSTOMER. ORDER WILL NOT BE CONFIRMED UNTIL SIGNED DRAWING IS RECEIVED.

SIGN _____



0115 944 1100

conceptcabins.co.uk

info@conceptcabins.co.uk