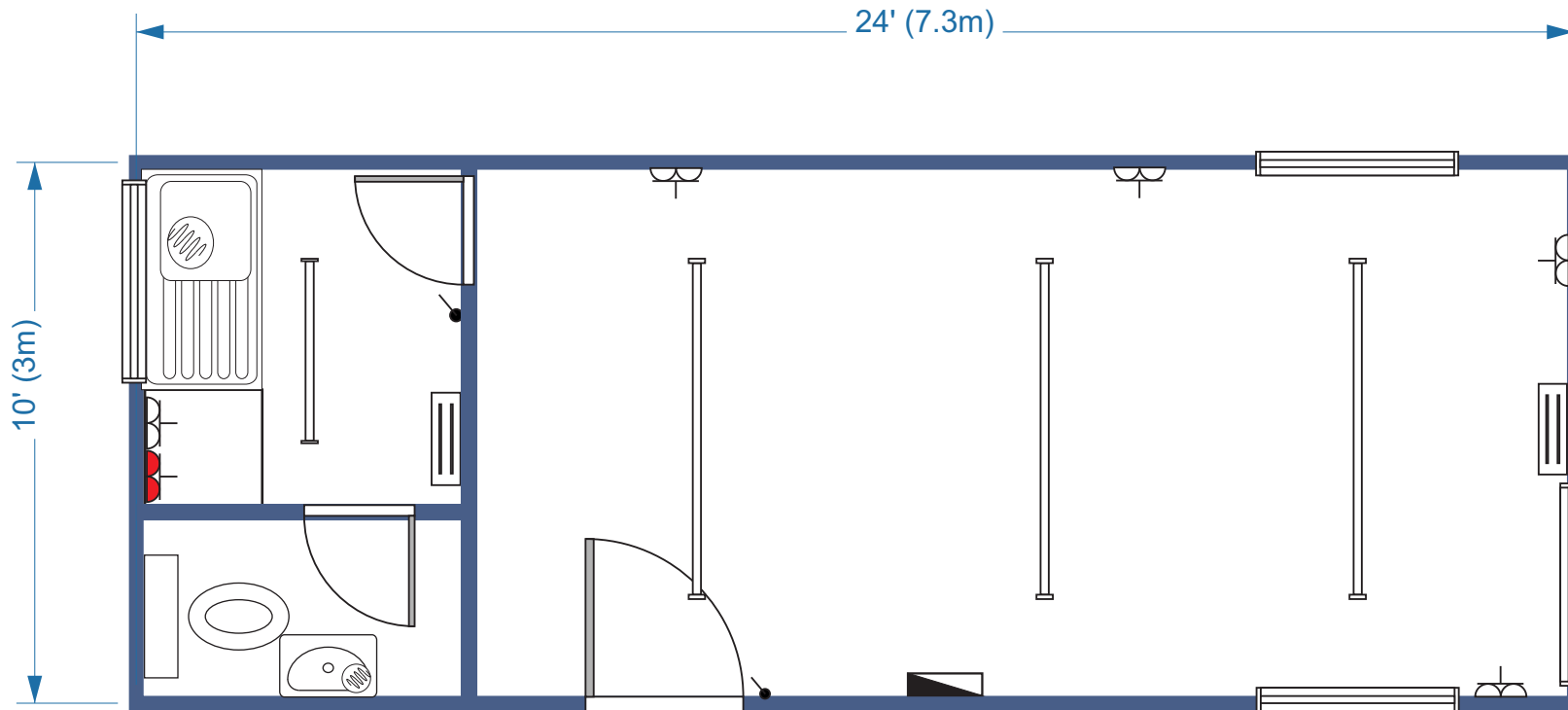



















**PACEMAKER PORTAKABIN (24'PK)**  
**24' x 10' / 7.3m x 3m**

**Layout:**  
**OFFICE**  
**KITCHEN**  
**TOILET**



-  - DOOR
-  - WINDOW
-  - LIGHT SWITCH
-  - PULL CORD
-  - TWIN SOCKET
-  - HIGH LEVEL SOCKET
-  - STRIP LIGHT
-  - CAT 2 LIGHT
-  - BULKHEAD
-  - JACKLEG
-  - FUSE BOARD
-  - 2KW CONVECTOR HEATER
- CW** - COLD-WATCHER HEATER
- DF** - DOWN-FLOW HEATER
- EXT** - EXTRACTOR FAN
-  - SINK & HOT WATER HEATER
-  - WORKTOP
-  - TOILET
-  - HAND BASIN
-  - TOILET ROLL HOLDER

*Please note: Cabin not drawn to scale*

**A PORTAKABIN PACEMAKER Building finished in light grey externally. This unit has 1 external door, UPVC windows, also benefits from a corrugated steel roof. Main office area of 16' x 10' giving access to a kitchenette & fully toilet suite, the walls and ceiling are finished in smooth composite steel panels & the floor has a new vinyl covering. Full heat, light & power facilities via a mains fuse board. This unit has recently been fully refurbished & is in excellent condition throughout.**

**LAYOUT APPROVAL**

**COSTS OR TIME DELAYS DUE TO LAYOUT CHANGES SUBSEQUENT TO LAYOUT APPROVAL WILL BE CHARGEABLE TO THE CUSTOMER. ORDER WILL NOT BE CONFIRMED UNTIL SIGNED DRAWING IS RECEIVED.**

SIGN \_\_\_\_\_



**0115 944 1100**

**conceptcabins.co.uk**

**info@conceptcabins.co.uk**