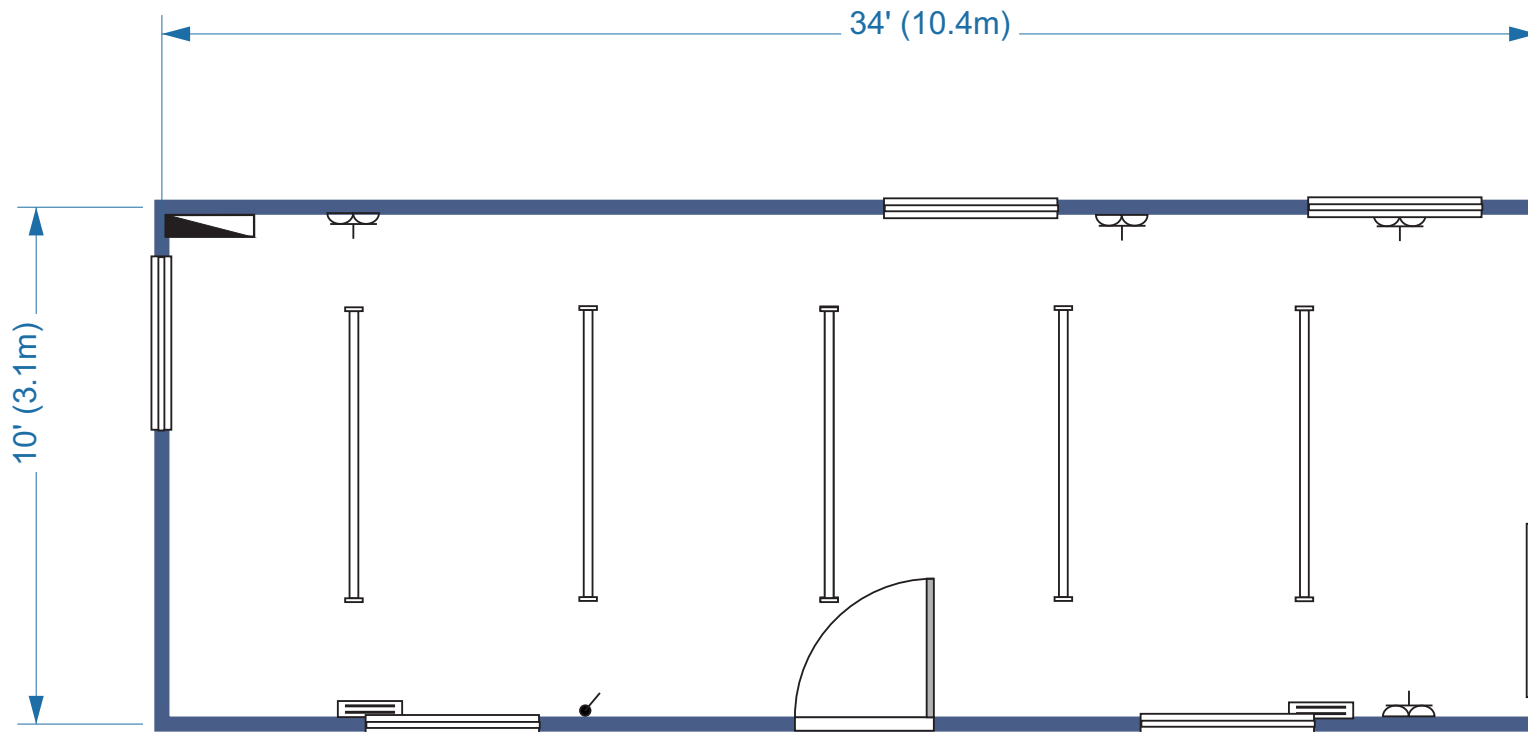



















**PORTAKABIN PACEMAKER  
UNIT (34'UPVC)**

**Size**  
**34' x 10' / 10.4m x 3.1m**

**Layout:**  
**Open Plan**



-  - DOOR
-  - WINDOW
-  - LIGHT SWITCH
-  - PULL CORD
-  - TWIN SOCKET
-  - HIGH LEVEL SOCKET
-  - STRIP LIGHT
-  - CAT 2 LIGHT
-  - BULKHEAD
-  - JACKLEG
-  - FUSE BOARD
-  - 2KW CONVECTOR HEATER
- CW** - COLD-WATCHER HEATER
- DF** - DOWN-FLOW HEATER
- EXT** - EXTRACTOR FAN
-  - SINK & HOT WATER HEATER
-  - WORKTOP
-  - TOILET
-  - HAND BASIN
-  - TOILET ROLL HOLDER

*Please note: Cabin not drawn to scale*

**An example of a refurbished genuine Portakabin Pacemaker. Repainted externally & internally with brand new UPVC windows, in a choice of colours. A range of new flooring options available upon request. Full heat, light & power facilities via a mains fuse board. Layout can be adapted to meet your specific needs, please call for more details!**

LAYOUT APPROVAL

COSTS OR TIME DELAYS DUE TO LAYOUT CHANGES SUBSEQUENT TO LAYOUT APPROVAL WILL BE CHARGEABLE TO THE CUSTOMER. ORDER WILL NOT BE CONFIRMED UNTIL SIGNED DRAWING IS RECEIVED.

SIGN \_\_\_\_\_

0115 944 1100

conceptcabins.co.uk

info@conceptcabins.co.uk

Est. 1999  
**concept**<sup>o</sup>  
accommodation ltd