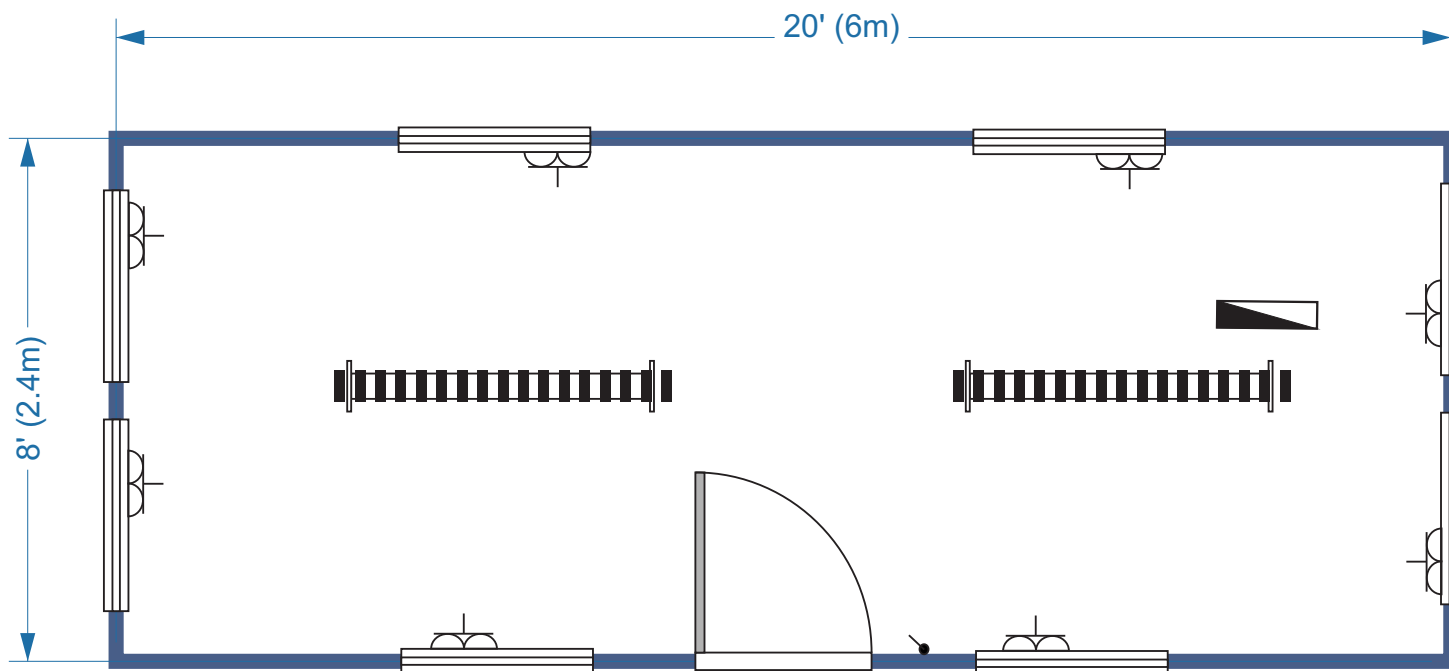




















**ANTI-VANDAL UNIT  
(Gate House Unit)**

**Size**  
20' x 8' / 6m x 2.4m

**Layout:**  
OPEN PLAN



-  - DOOR
-  - WINDOW
-  - LIGHT SWITCH
-  - PULL CORD
-  - TWIN SOCKET
-  - HIGH LEVEL SOCKET
-  - STRIP LIGHT
-  - CAT 2 LIGHT
-  - BULKHEAD
-  - JACKLEG
-  - FUSE BOARD
-  - 2KW CONVECTOR HEATER
- CW** - COLD-WATCHER HEATER
- DF** - DOWN-FLOW HEATER
- EXT** - EXTRACTOR FAN
-  - SINK & HOT WATER HEATER
-  - WORKTOP
-  - TOILET
-  - HAND BASIN
-  - TOILET ROLL HOLDER
-  - DOUBLE LEAF SHUTTERS

- Unit finished externally in grey
- Single steel personnel door
- 8 UPVC tilt & turn double glazed windows with integrated aluminium roller shutter system
- Solid steel frame with a composite steel PU panel system
- Full electric's including:- 8No. twin sockets CAT2 lighting & convector heater
- Internal walls are finished in wipeable white smooth faced steel
- Floor is finished in hard wearing grey vinyl

LAYOUT APPROVAL  
COSTS OR TIME DELAYS DUE TO LAYOUT CHANGES SUBSEQUENT TO LAYOUT APPROVAL WILL BE CHARGEABLE TO THE CUSTOMER. ORDER WILL NOT BE CONFIRMED UNTIL SIGNED DRAWING IS RECEIVED.

SIGN \_\_\_\_\_

